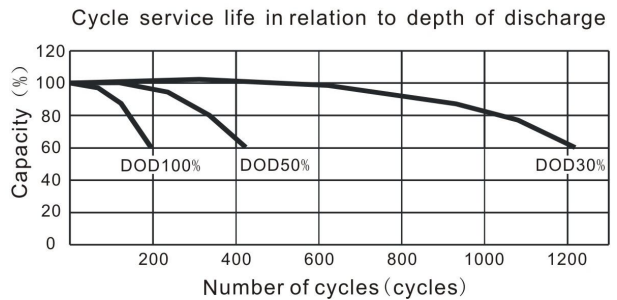
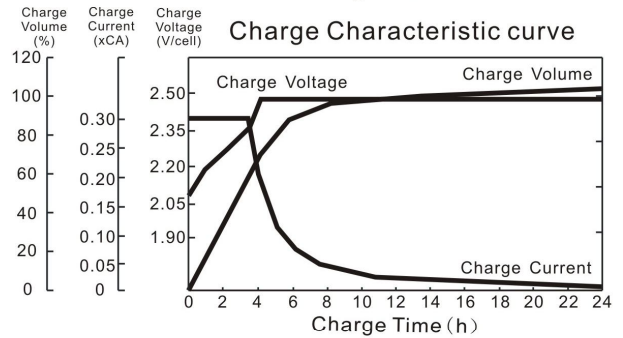
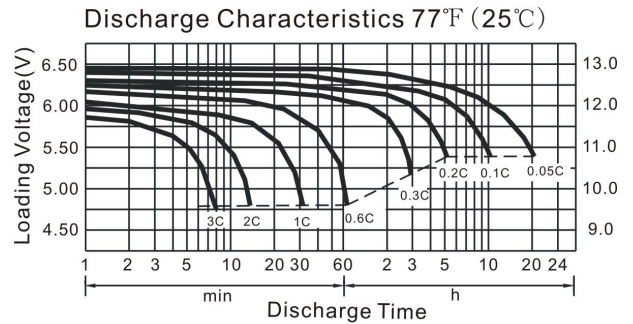


● **Specifications**

Nominal Voltage		12V
Rated Capacity 77°F(25°C) (20HR)		20.0Ah
Dimensions (mm/inch)	Length	181 (7.13)
	Width	77 (3.03)
	Height	167 (6.57)
	Total Height	170 (6.69)
Approx. Weight (kg/lbs)		5.8 (12.79)
Terminal		T10

● **Characteristic**

Capacity 77°F(25°C)	20HR (1.00A)	20.0Ah
	10HR (1.86A)	19.6Ah
	5HR (3.40A)	17.0Ah
	1HR (12.2A)	12.2Ah
	15 min rate (37.0A)	9.25Ah
Internal Resistance	Full Charged Battery 77°F(25°C)	Approx. 16mΩ
Temperature dependence of capacity (20HR)	104°F(40°C)	105%
	77°F(25°C)	100%
	32°F(0°C)	85%
	-4°F(-20°C)	60%
Self-Discharge 68°F(20°C) (Capacity after)	3 months	90%
	6 months	80%
	12 months	60%
Max. Discharge Current, 77°F(25°C)		300A(5s)
Floating design life, 77°F(25°C)		6 years
Constant Voltage Charge, 77°F(25°C)	Cycle	14.5~14.9V(-24mV/°C) max. current: 6 A
	Float	13.6~13.8V(-18mV/°C)



Constant Current Discharge Characteristics (A), 77°F(25°C)

F.V/TIME	5min	10min	15min	30min	60min	2H	3H	5H	8H	10H	20H
1.60V/cell	76.0	48.0	37.0	20.00	12.66	7.14	5.22	3.52	2.35	1.92	1.03
1.70V/cell	72.2	45.6	35.3	19.12	12.20	6.86	5.10	3.46	2.33	1.90	1.02
1.75V/cell	70.8	44.6	34.7	18.72	11.98	6.74	5.00	3.40	2.28	1.86	1.01
1.80V/cell	69.4	43.6	34.1	18.36	11.78	6.62	4.92	3.34	2.25	1.84	1.00

Constant Wattage Discharge Characteristics (Watt), 77°F(25°C)

F.V/TIME	5min	10min	15min	30min	60min	2H	3H	5H	8H	10H	20H
1.60V/cell	138.0	88.0	68.4	37.34	23.84	13.56	10.00	6.80	4.58	3.78	2.04
1.70V/cell	132.4	84.4	65.9	36.00	23.18	13.14	9.86	6.74	4.56	3.76	2.03
1.75V/cell	131.0	83.2	65.3	35.56	22.96	13.04	9.76	6.68	4.52	3.72	2.02
1.80V/cell	129.6	82.2	64.7	35.20	22.78	12.90	9.68	6.62	4.48	3.68	2.00